

Micro Ohmmeter RMO600D

- Lightweight - only 12 kg
- Powerful 5 A – 600 A DC
- Measuring range 0 – 999,9 mΩ
- Resolution to 0,1 μΩ
- SINGLE / CONTIN Mode
- True DC current
- Demagnetization of a CT core



High DC current resistance meter

Description

RMO600D is a Micro Ohmmeter based on a state of the art technology, using the most advanced switch mode technique available today. RMO600D generates a true DC ripple-free current with automatically regulated test ramps. During a test the RMO600D ramps with increasing current before measuring and decreasing current after the measurement. This eliminates magnetic transients. After the test current has been set, the automatic test procedure is started by pressing the Ω-button.

The new feature is the ability to perform a fully automatic demagnetization of a current transformer core after the measurement. Demagnetizing a magnetic core of a current transformer requires alternating current applied with decreasing magnitude down to zero. The RMO600D provides this alternating current by internally changing the polarity of a controlled DC current. During the demagnetization process the instrument supplies a current at decreasing magnitude for each step, following a proprietary developed software solution.

The RMO600D instrument can store internally up to 500 measurements. All measurements are time and date stamped. Using the DV-Win software a test can be performed from a user's PC, and the results can be obtained directly on the PC. Communication between the RMO600D and a PC is through an USB (as standard) or an RS232 cable (as an option). Using the DV-Win the result can be arranged as an Excel spreadsheet which can be later shown as a diagram and printed for a report.

The set is equipped with a thermal and an overcurrent protection. The RMO600D has a very high ability to cancel electrostatic and electromagnetic interference in HV electric fields. It is achieved by very efficient filtration. The filtration is made utilizing a proprietary hardware and software.

Output Ratings

The full output is available from the RMO600D at 230 V Mains Supply. A reduced output is available from lower supply voltages.

Supply Voltage	Output Current	Full Load Voltage
230 V AC	600 A DC smoothed	5,70 V DC
	300 A DC smoothed	6,00 V DC
115 V AC	600 A DC smoothed	2,10 V DC
	300 A DC smoothed	4,50 V DC

The output current is filtered and has a ripple of less than 1 %. The RMO600D current output is rated at 600 A for 20 seconds, at 300 A for 90 seconds and 200 A for 2,5 minutes at 25°C ambient temperature.

CONTIN Mode

RMO600D can generate a DC current continuously using the CONTIN menu. In this menu the current can be chosen the same way as in the SINGLE menu, but the duration of the test can be preset. The test is started pressing the Ω -button. During the test, a new result is shown on the display and stored into the PC (DV-Win) each second. Using DV-Win the result can be arranged as an Excel spreadsheet which can be later shown as a diagram and printed for a report.

Application

Typical application is measuring resistance of:

- High, middle and low voltage circuit breakers
- High, middle and low voltage disconnecting switches
- High-current bus bar joints
- Cable splices
- Welding joints

Accessories

Included

- DV-Win PC software
- Ground cable
- USB cable

Recommended

- Current cables 2 x 5 m 50 mm² with battery clips
- Sense cables 2 x 5 m with alligator clips
- Cable bag

Optional

- Built-in thermal printer
- Thermal paper roll
- Both Sides Grounded Unit
- Remote Control Unit
- Test shunt 600 A / 60 mV
- Current cables 2 x 10 m 50 mm²
- Current cables 2 x 15 m 70 mm²
- Extension cable 2 x 10 m 70 mm²
- Sense cables 2 x 10 m with alligator clips
- Sense cables 2 x 15 m with alligator clips
- Cable plastic case



Voltage sense cables



Current cables



Extension cable



Test shunt





Cable bag



Current clamp 30/300A + cable set 5 m

Connecting a Test Object to RMO600D

With RMO600D turned off, connect RMO600D to the test object (R_x) in such a way that the measuring cables from the "Voltage Sense" sockets are attached as close as possible to R_x , and in between the current feeding cables. That way, a resistance of both cables and clamps is almost completely excluded from the resistance measurement.



Remote Control Unit

The RMO Remote Control Unit is an optional control unit that is used to start and stop the tests from a remote location, away from the actual RMO.

Provided that, for a series of tests, the same test current is fed through the test object, multiple measurements can be carried out with the RMO Remote Control Unit.

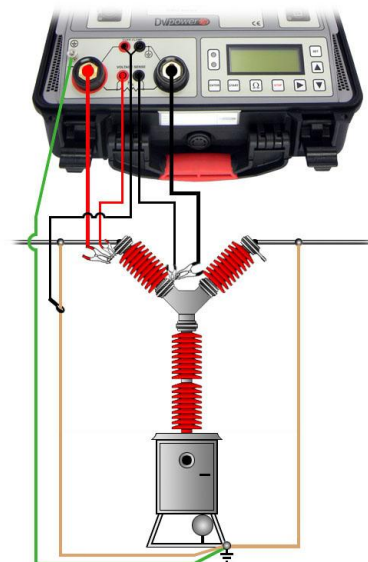
Both Sides Grounded Unit

Using RMO600D with both sides grounded option it is possible to make safer measurement of breakers with both terminals of the breaker grounded.

Measuring the current through the ground connection and reducing this value from the total current is an additional safety feature.

Demagnetizing a current transformer core after a measurement

After a DC current test of a circuit breaker or bus-bars, the magnetic core of associated current transformers may be magnetized (remanent magnetism). To eliminate this source of potential problems, demagnetization should be performed. Following the apparatus resistance measurements, there is a possibility to start the demagnetization process offered by this instrument, by pressing the START button in the results menu. The whole demagnetization process does not require modification of any connection. It is automatic and very quick.



Technical Data

1 - Mains Power Supply

- Connection according to IEC/EN60320-1; C320
- Voltage 90 V – 264 V AC, 50 / 60 Hz, single-phase
- Power consumption 3860 VA (230 V AC); 2300 VA (110 V AC)
- Fuse 15 A / 230 V, type F

2 - Output data

- Test current 5 A – 600 A DC
- Measuring range / Resolution
 - 0,1 $\mu\Omega$ - 999,9 $\mu\Omega$ 0,1 $\mu\Omega$
 - 1000 $\mu\Omega$ - 9999 $\mu\Omega$ 1 $\mu\Omega$
 - 10,00 m Ω - 99,99 m Ω 10 $\mu\Omega$
 - 100,0 m Ω - 999,9 m Ω 0,1 m Ω
- Typical accuracy \pm (0,1 % rdg + 0,1 % FS)

3 - Environment conditions

- Altitude below 2000 m
- Temperature -10 °C - +55 °C / 14 °F - +131 °F
- Maximum relative humidity 95 % for temperatures up to 31 °C, decreasing linearly to 40 % relative humidity at 55 °C
- Mains supply voltage fluctuations up to \pm 10 % of the nominal voltage
- Installation/overvoltage category II
- Pollution degree 2

4 - Dimensions and Weight

- Dimensions 502 mm x 190 mm x 395 mm
19,75 in x 7,48 in x 15,53 in
(W x H x D) without handle
- Weight 12 kg / 26,5 lb

5 - Warranty

three years

6 - Safety Standards

- European standards EN 61010-1
LVD 2006/95/EC
- International standards IEC 61010-1
UL 61010-1
CAN/CSA-C22.2 No. 61010-1, 2nd edition, including Amendment 1

7 - Electromagnetic Compatibility (EMC)

- CE conformity EMC standard 89/336/EEC
EMC directive 2004/108/EC
- Emission EN 61326-1
- Interference Immunity EN 61326-1

*All specifications herein are valid at ambient temperature of + 25 °C and recommended accessories.
Specifications are subject to change without notice.*