

PORTABLE TESTER *TP 0620* for Power Semiconductors



Portable



Easily installed



On site measurement

- INCREASE EFFICIENCY
- INCREASE PROFICIENCY
- REDUCE REPAIR TIME
- REDUCE DOWN TIME



The product you
can't afford to be without !

General description

The *tp 0620* is designed for easy and fast functional control of the major power semiconductors in the lab or on site.

Features

With the *tp 0620* you measure the

- breakdown voltage VD-VR
- leakage current ID - IR
- forward voltage drop VF, VT

on IGBT - Diodes - Thyristors and other components.

Easy to manipulate and use in the lab or in the field by technicians and engineers. It contains a current generator, high voltage generator, a gate drive and internal measuring circuits.

It is supplied with the necessary test leads, you don't need anything else.

LCD Display in 5 languages, (English, French, German, Italian, Spanish) for :
Test to be carried out - Parameters - Test results

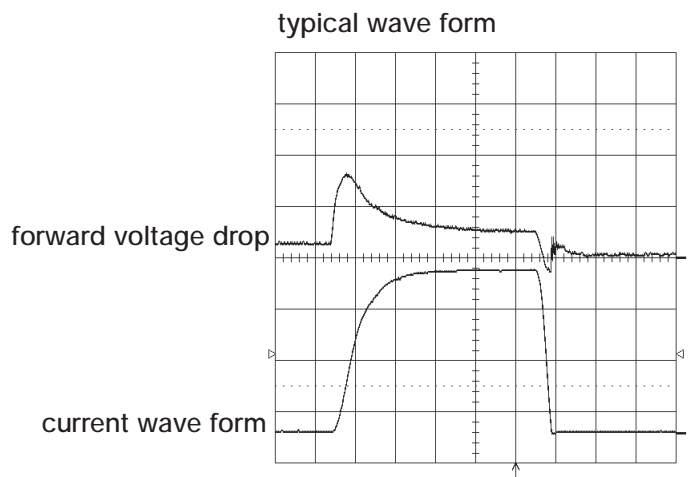
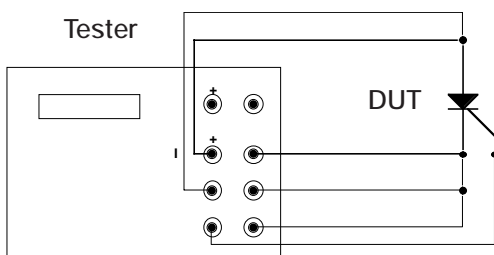
This is an extremely practical tool which will save you time in testing and reduce your costs.

By using this professional tool instead of a laboratory bench set-up you can increase your efficiency.

You can increase your proficiency by making reliable measurement and reduce repair time/down time by fast and accurate localization of faulty devices.

Application example

Forward voltage drop measurement VT



Connections are made by means of test leads delivered with the unit.

Safety

For safety reasons it is recommended to put the device under test into the transportation box or a similar housing when making high voltage tests.

For testing on site the safety measures indicated in the manual have to be respected.

CHARACTERISTICS

Forward voltage drop VF- VT

Applied current : 1 - 600 A
Voltage measure of : 0 - 10 V
Go-no go test : limits 0.0 - 9.9 V

Breakdown voltage VD - VR

Applied current: 0.1 - 10 mA
Voltage measurement : 50 - 2000V
Go-no go test : limits 50 - 1990V

Leakage current ID - IR

Applied voltage: 50 - 2000V
Measure of current: 0 - 10 mA
Test go-no go : limits 0.00 - 9.90 mA

Gate Drive Parameters

VG :15V for firing, 0V for blocking
Ri, Gate drive internal resistance 68Ω.
I max 200 mA
Isolation 1 kV

Test pulse frequency: 0.3 Hz.
Power supply 85 - 264Vac 50/60Hz or 110 - 340VDC
Tester weight 12lb - 5.5 kg, with box 24lb - 11kg
Dimensions HxWxD 7.6" - 198mm x 14" - 357mm x 7" - 178mm
Protection IP 20

The equipment has a multi-range power input for DC and ac-supplies. Optionally available is a complementary low voltage DC-supply.

Ordering information

tp 0620

The unit is supplied with power supply cable, test leads and an operation manual.

Accessories

Power supply cable

CE ; Swiss ; US

For connection to the mains. Standard supply with European or Swiss or US plug. To be specified with the order.

Test leads HV

2 wire cable for High Voltage and current connection to the DUT with crocodile plugs.

Test leads 'measure'

4 wire cable for gate drive and measurement circuit connection to the DUT with crocodile plugs.

Options

Transportation box

The handy transportation box can also be used as a safe test chamber for single devices. It is light and solid, easy to carry on. It is also possible to use the tester while it is still inside the box. It provides excellent protection to the unit (IP 53)

RS 232 output

For reading of the test results by a PC or for data transfer to a printer. Test conditions have to be set manually on the tester.


24VDC / 100VDC power supply

When your available DC supply is below 110VDC

Once you have it, you wonder how you did without it.

Applications

- **Public Transportation**
Maintenance and repair shops
Trains, Underground, Trolley-busses, Tramways, Ship, and others
- **Heavy industry using rectifiers and converters :**
steel mills, mines, aluminium plants, galvanic-plastic and chlorine industry
- **Power electronics manufacturers**
Drive, converter-inverter manufacturers, Repair shops (after sales), R & D



The handy transportation box can also be used as a safe test chamber.



Assembly testing
Testing of VT on stacks, allows to control the clamping force

For all complementary information call LEMSYS SA or the closest LEM subsidiary or agency



Distributor

LEMSYS SA

CHEMIN DES AULX 18 • CH-1228 PLAN-LES-OUATES • GENEVA, SWITZERLAND
TEL. + 41 22 706 10 60 • + 41 22 706 10 51 • E-MAIL: info@lemsys.com